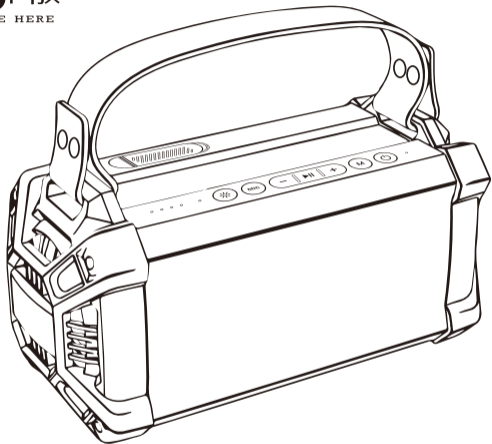


69 不見不散[®]
SEE ME HERE



SK600 便携K歌音箱
WIRELESS SPEAKER

QUICK START GUIDE

WARNING

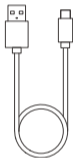

注意事项



- ◆请阅读本说明。
- ◆请遵循本说明。
- ◆请在常温环境中存放和使用本产品。
- ◆请勿在近热源处使用本产品，如散热器、热风调节器、炉灶或其他产生热量的仪器（包括放大器）。
- ◆请勿堵塞音箱的开口处，勿将物体塞入音箱的通风口或槽隙中。
- ◆请勿丢弃，避免因跌落造成本产品损坏。
- ◆请使用音箱额定电压的电源充电器充电。
- ◆如果连接线与您的设备不匹配，请与销售商联系。
- ◆请将音箱调至合适音量，避免对您的听力造成损害。
- ◆无论设备因何原因损坏，都必须及时请专业维修人员修理，擅自拆卸将使保修失效。
- ◆如果电池更换不当会有爆炸危险，只能用同样类型或等效类型的电池来更换。
- ◆禁止拆解、撞击、挤压或投入火中；若出现严重鼓胀，请勿继续使用；请勿置于高温环境中，电池浸水后禁止使用。
- ◆电池（电池包或组合电池）不得暴露在诸如日照、火烤或类似过热环境中。
- ◆消费者若使用电源适配器充电，则应购买配套使用获得CCC认证并满足标准要求的电源适配器。

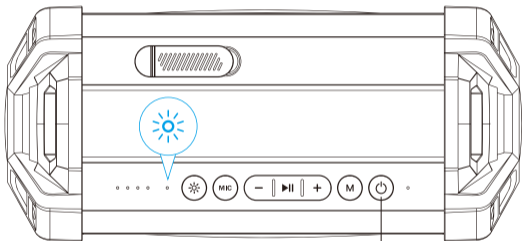
PACKING CONTENT

包装内容



POWER ON

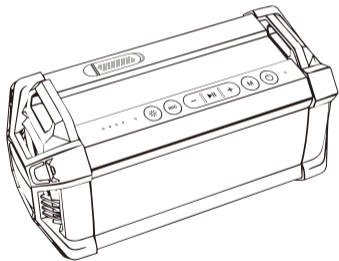
开关机



X1 ON/OFF

BLUETOOTH CONNECTION

蓝牙连接

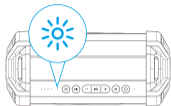


Pairing
配对状态



Connected
连接状态

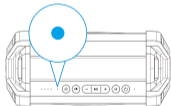
1



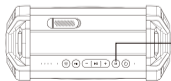
2



3



4

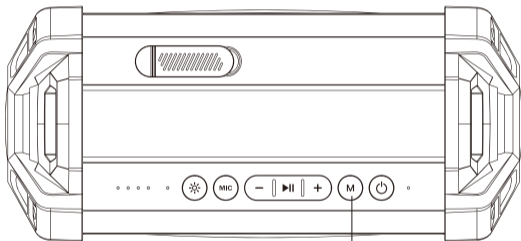


>2"



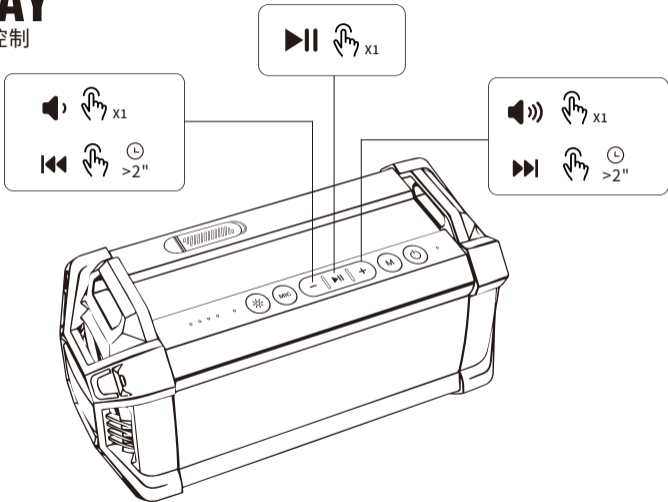
MODE SWITCH

模式切换




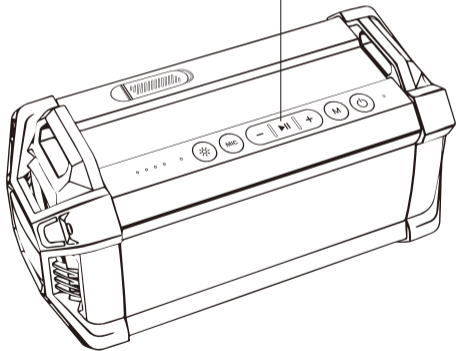
PLAY

播放控制



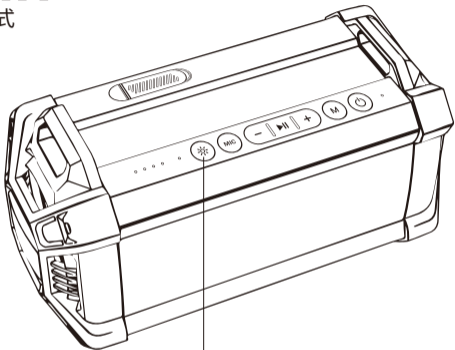
HANDS-FREE CALL

蓝牙通话



LIGHT

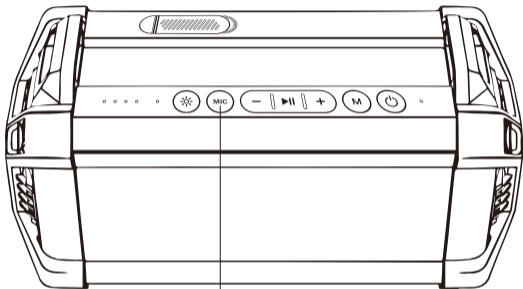
灯光模式



OFF

MIC

话筒



x1

Microphone Priority ON/OFF

话筒优先开/关



>2"

Microphone UHF Connected /Disconnected

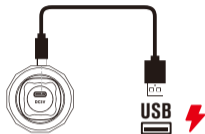
话筒UHF连接或断开

MICROPHONE

话筒功能



			Press and hold for 1.5 seconds to power on/off 长按1.5秒开或关
			Press and hold to turn up the volume 长按话筒音量增大
			Press and hold to turn down the volume 长按话筒音量减小
		X1	Short press to switch the Echo mode 短按混响模式切换



频段显示CH01-CH10
Frequency band Display:
CH01-CH10

短按 频段加一级
Short press + to plus

短按 频段减一级
Short press - to minus

*The UHF connection is enabled by default when the speaker is turned on. If you want to connect the second microphone, please check the channel of the first one, if the channel of the first one is CHA, then switch the channel of the second microphone to CHB.

*音箱开机默认开启UHF连接功能，话筒开机后会自动与音箱连接，如需连接第二支话筒时，请查看第一支话筒使用的通道，如第一支话筒使用的是CHA通道，第二支话筒请切换到CHB通道。

A/B frequency band switch:

Press and hold the " " button at the same time under the power-off status, it will display CHB or CHA and power on in 3 seconds.

A/B麦频段切换：话筒关机状态下，同时按住电源键和+键，3秒后显示CHB或CHA并开机。

CHARGE

充电



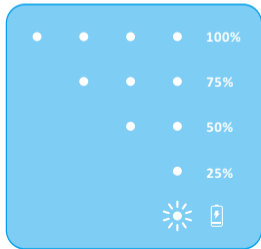
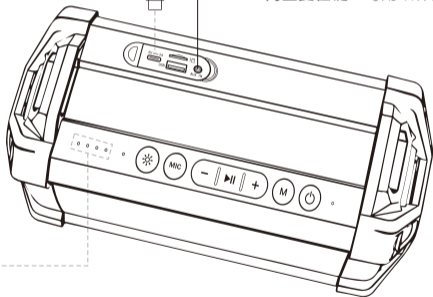
USB






Built-in reset button:

Press the reset button in the jack with a needle to reset speaker.

内置复位键：可用细棒按压，系统复位关机



FAQ 疑难解答

故障 Problems	解决方法 How to solve
使用话筒信号不好或有卡顿时	可通过短按“+”或“-”，选择合适的频段：CH01~CH10，以获取最佳效果
话筒不能与主机连接时	话筒在开机状态下，同时按住“电源键”和“-”屏上显示DE，恢复默认设置重新与主机连接
话筒无法开机	请插上充电线充电激活
标配话筒遗失或坏掉了，新配的话筒如何与音箱配对ID?	音箱关机，话筒开机，同时长按话筒的“电源键”和“+”键，屏显示ID符号，进入对ID状态。 此时音箱立即开机即可自动配对ID。（连接成功后，音箱会有连接成功提示音）
如何清除话筒的ID?	话筒：开机状态，同时按电源键和“-”键，屏显示DE符号，这时话筒返回到无ID状态。 注意：如果话筒清除了ID，需要再次与音箱连接时，按新配的话筒方法重新配对ID。
When the signal of the microphone is not good or is stuck,	Short press “+” “-” to select the appropriate frequency band from CH01-CH10.
When the microphone cannot be connected to the host	Press and hold the “  ” and “-” simultaneously in the power-on state, then “DE” will be displayed on the screen, it will restore to the default settings and reconnect.
If the microphone cannot be turned on	please plug in the charging cable to charge and activate;
How to pair with a new microphone?	While the speaker in power-off state, microphone in power-on state, press and hold the “  ” and “+” button of the microphone simultaneously, the screen will display the “ID” and enter the ID pairing status. At this time, the speaker can be automatically paired with the ID when it is turned on. (After the connection is successful, the speaker will have a beep).
How to clear the ID of the microphone?	Microphone: Press the “  ” and “-” simultaneously in the power-on state, then “DE” will be displayed on the screen, it will restore to non ID status. Note: If the microphone has cleared its ID and needs to be connected to the speaker again, re-pair the ID according to the method of the new microphone.

ZH-CN

技术规格

扬声器:	2 x 3 英寸全频扬声器
无源辐射器:	90mm x 2pcs
信噪比:	> 89dB
电池类型:	锂电池(3.7V 4500mAh) x 2
充电接口:	USB Type-C
电池充电时间:	约4.5小时 (5V/3A)
音乐播放时间:	约 13小时 (取决于音量和音频内容, 动态灯光OFF)
蓝牙版本:	5.0
蓝牙通话:	支持
可播放格式:	MP3、WMA、WAV、FLAC、APE(Micro SD Card/U盘)
动态灯光:	RGB氛围灯
扩音功能:	支持无线麦克风扩音功能
产品尺寸:	W307mm* H150.5mm* D140mm / W12.08" xH 5.92" x D5.51"
产品重量:	2280g

EN

Technical Specification

Speaker:	2 x 3 inch full-range speaker
Passive Radiators:	90mm x 2pcs
SNR:	> 89dB
Battery type:	Lithium battery (3.7V 4500mAh) × 2
Charging interface:	USB Type-C
Charging time of battery:	Approx.4.5 hours (5V/3A)
Music playing time:	Approx.13 hours (depending on volume and audio content, with dynamic light off)
Bluetooth version:	5.0
Hands-free call:	Yes
Playable format:	MP3、WMA、WAV、FLAC、APE(Micro SD Card/U disk)
Dynamic light:	RGB ambient lighting
Amplifier function:	Support wireless micropone amplifi cation function
Dimension of product:	W307mm* H150.5mm* D140mm / W12.08" xH 5.92" x D5.51"
Weight of product:	2280g



自助售后服务



不见不散公众号

深圳市不见不散电子有限公司

地 址：深圳市宝安区航空路32号-不见不散视听创新园
电 话：0755-61181399 网 址：www.hb2099.com